
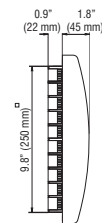


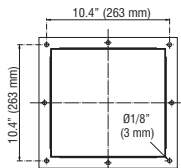
Filter fan



View from rear



Exhaust filter



Drilling template for mounting frame



Airflow monitor integrated in finger guard of filter fan (Part No. 21805.0-00 shown)

- High air volume**
- Functional design**
- Time-saving installation**
- Weather proof and UV resistant**



Technical Data

Axial fan, ball bearing	service life min. 50,000h at 77°F (25°C) and 65% RH aluminum fan body, metal rotor
Connection	3-pole clamp, AWG 14 (2.5mm ²), clamping torque 0.8Nm max.
Housing (filter fan and exhaust filter)	Plastic, UL 94V-0, light grey
Hood (filter fan and exhaust filter)	Plastic, UL 94V-0, light grey; weather proof and UV light resistant according to UL 746C (f1)
Mounting frame	with double-sided industrial adhesive for mounting to the outside of enclosure; certain operating circumstances may make the additional use of screws necessary; cut-out template included
Filter media rating	G4 acc. to DIN EN 779, filtering degree 94%
Filter material	synthetic fiber with progressive construction, temperature resistant to 212°F, self-extinguishing class F1; moisture resistant to 100% RH, reusable - can be cleaned by washing or vacuuming
Operating / Storage temperature	-49 to +158°F (-45 to +70°C)
Protection class	I (grounded)
Protection type	IP54*

*Using fine filter media type F5 increases the protection type to IP55, but reduces the air volume

FF 018 Filter Fan

Part No.	Operating voltage	Air volume, free blowing	Air volume with exhaust filter	Power consumption	Average noise level (DIN EN ISO 4871)	Mounting depth	Enclosure cut-out	Weight (approx.)	Approvals
01805.0-00	230VAC, 50Hz ¹⁾	324 cfm (550m ³ /h)	177 cfm (300m ³ /h)	64W	52dB (A)	4.2" (107mm)	9.8 x 9.8"	5.9 lbs. (2.70kg)	UL File No. E234324
01805.0-01	120VAC, 60Hz	373 cfm (633m ³ /h)	203 cfm (345m ³ /h)	85W	52dB (A)	4.2" (107mm)	9.8 x 9.8"	5.9 lbs. (2.70kg)	UL File No. E234324

¹⁾ air volume increases by 15% when operating 230VAC filter fans at 60Hz

EF 118 Exhaust Filter

Part No.	Mounting depth	Enclosure cut-out	Weight (approx.)	Filter mat	Protection type
11803.0-00	0.9" (22mm)	9.8 x 9.8"	2.2 lbs. (1.0kg)	G4 acc. to DIN EN 779, filtering degree 94%	IP54*

*using fine filter mats type F5 increases the protection type to IP55, but reduces the air volume.

FM 086 / FFM 086 Filter Mats

Filter mat	9.7 x 9.7" (247 x 247mm)
G4 (1 packing unit = 3 pcs.)	Part No. 08608.0-00
F5 (1 packing unit = 3 pcs.)	Part No. 08609.0-00

FFLC 218 Filter Fan with Airflow Monitor (Normally Closed)

For technical data regarding the integrated Airflow Monitor, see LC 013/LCF 013 data sheet

Part No.	Operating voltage	Air volume, free blowing	Air volume with exhaust filter	Power consumption	Average noise level (DIN EN ISO 4871)	Mounting depth	Enclosure cut-out	Weight (approx.)
21805.0-00	230VAC, 50Hz ¹⁾	324 cfm (550m ³ /h)	177 cfm (300m ³ /h)	64W	52dB (A)	4.2" (107mm)	9.8 x 9.8"	5.9 lbs. (2.70kg)
21805.0-01	120VAC, 60Hz	373 cfm (633m ³ /h)	203 cfm (345m ³ /h)	85W	52dB (A)	4.2" (107mm)	9.8 x 9.8"	5.9 lbs. (2.70kg)

¹⁾ air volume increases by 15% when operating 230VAC filter fans at 60Hz

Specifications are subject to change without notice. Suitability of this product for its intended use and any associated risks must be determined by the end customer/ buyer in its final application.